



pcc
Exol

*Designed with
the thought
about you*

ROKAcet CC6

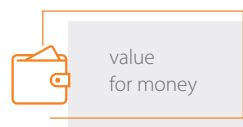
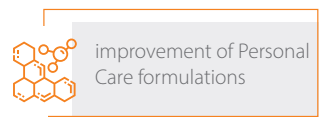
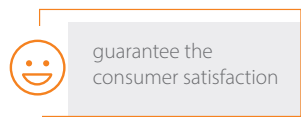
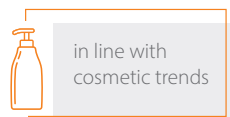
PEG-6 CAPRYLIC/CAPRIC GLYCERIDES

Description

- excellent emulsifying and binding properties,
- good solubility in water,
- effective rheology modifier,
- universal use,
- very good washing, moisturizing and fixing properties.

Application

- shampoos,
- face and hair tonics,
- shower gels,
- face washing gels,
- make-up removers,
- body lotions,
- aftershave water,
- bases for care creams,
- essential oils,
- cosmetic dyes.



ROKAcet CC6

PEG-6 CAPRYLIC/CAPRIC GLYCERIDES

Chemical name	Glycerides, C8-10 mono-, di- and tri-, ethoxylated	
INCI name	PEG-6 Caprylic/Capric Glycerides	
CAS number	308067-11-0	
Function	Non-ionic surfactant, emulsifier, rheology modifier	
Technical requirements	Appearance at temperature (20±25)°C	clear liquid
	Colour in Hazen scale (20±25)°C	max 150
	Acidity value, mg KOH/g	max 3
	Saponification number mg KOH/g	90 ÷ 100
	pH of 5% solution	5.0 ÷ 7.5
	Water, %(m/m)	max 1
General data	Solubility in water	soluble
	Density at 25°C, g/mL	approx. 1.08
	Odour	characteristic
	Flash point, °C	above 200

Make-up removing liquid

Phase	INCI name	Brand name	Concentration [%]	Function
A	Aqua	-	92.19	solvent
A	Betaine	-	0.25	active substance
B	PEG-6 Caprylic/Capric Glycerides	ROKAcet CC6	4.00	surfactant
B	Glycerin	-	1.00	moisturizer
B	Poloxamer 184	EXOmer L64	0.20	surfactant
C	Trideceth-9 (and) PEG-40 Hydrogenated Castor Oil (and) Aqua	EXOcare HTW1	1.00	solubilizer
C	Phenoxyethanol, Ethylhexylglycerin	-	1.00	preservative
C	Parfum	-	0.30	fragrance
C	Citric acid	-	0.06	pH adjuster

APPEARANCE	visual method	transparent liquid
pH		5.5 – 6.5
STABILITY	1 month in 5°C, 20°C, 40°C	confirmed



PROCEDURE

1. In main beaker mix Aqua with Betaine (phase A).
2. Add phase B to phase A and mix.
3. In other beaker mix phase C.
4. To the main beaker add phase C and add Citric Acid.
5. Check pH, if necessary add more Citric Acid to 5.5 – 6.5.

Moisturizing body mousse

Phase	INCI name	Brand name	Concentration [%]	Function
A	Aqua	-	29.30	solvent
A	Sodium Cocoyl Isethionate	-	10.00	surfactant
B	Sorbitol	-	16.00	active
B	Sodium Benzoate	-	0.50	preservative
B	Potassium Sorbate	-	0.30	preservative
C	Glycerin	-	38.00	active
C	Caprylyl/Myristyl Glucoside	-	0.60	surfactant
C	Panthenol	-	0.20	active
D	Disodium Laureth Sulfosuccinate	EXOsoft L3/40	3.00	surfactant
D	PEG-6 Caprylic/Capric Glycerides	ROKAcet CC6	1.50	surfactant
D	Lactic Acid	-	0.30	pH adjuster
E	Parfum	-	0.30	fragrance
E	CI 17200	-	q.s.	dye
E	CI 42090	-	q.s.	dye

APPEARANCE	visual method	violet paste
pH		5.0 – 5.5
STABILITY	1 month in 5°C, 20°C, 40°C	confirmed



PROCEDURE

1. Add Sodium Cocoyl Isethionate to warm water (50-55°C), homogenize.
2. Cool the batch down to at least 35°C.
3. Add Sorbitol and homogenize.
4. Add Sodium Benzoate and Potassium Sorbate, homogenize until uniform.
5. Next add Caprylyl/Myristyl Glucoside, Glycerin and Panthenol (phase C), homogenize.
6. Add EXOsoft L3/40, ROKAcet CC6 and Lactic Acid (phase D), homogenize until uniform.
7. Add phase E.
8. Check pH, if necessary, add more Lactic Acid to 5.0 – 5.5.

3 in 1 shower gel

Phase	INCI name	Brand name	Concentration [%]	Function
A	Aqua	-	66.30	solvent
A	Aqua, Glycerin, Hydrolyzed Caesalpinia Spinosa Gum, Caesalpinia Spinosa Gum	-	1.50	active
A	Glycerin	-	1.50	active
A	PEG-120 Methyl Glucose Dioleate	-	1.10	thickening agent
A	Betaine	-	0.50	active
B	Ammonium Lauryl Sulfate	ROSULfan A	10.00	surfactant
B	Coco-Betaine	ROKAmina K30B	8.00	surfactant
B	MIPA Laureth Sulfate, Propylene Glycol	SULFOROKAnol L290/1M	7.00	surfactant
B	PEG-6 Caprylic/Capric Glycerides	ROKAcet CC6	2.00	surfactant
B	Polysorbate 20	ROKwinol 20	0.50	solubilizer
C	Glycerin, Aqua, Citrus Aurantium Dulcis Fruit Extract	-	0.60	active
C	Parfum	-	0.40	fragrance
C	Sodium Benzoate	-	0.40	preservative
C	Lactic Acid	-	0.20	pH modifier

APPEARANCE	visual method	gel
pH		4.0 – 5.0
VISCOSITY [cP]	Brookfield LV, T: 25°C	1000 – 3000



PROCEDURE

1. In a main beaker mix warm water (40 – 45°C) with PEG-120 Methyl Glucose Dioleate. Mix until homogenous solution is obtained.
2. Cool the batch down to at least 35°C.
3. Add rest ingredients from phase A and mix.
4. Add phase B during mixing. Mix until homogenous solution is obtained.
5. Add phase C while mixing.
6. Check pH, if necessary, add more Lactic Acid to 4.0 – 5.0.

Milky facial cleansing emulsion

Phase	INCI name	Brand name	Concentration [%]	Function
A	Glycerin	-	3.00	active
A	Sclerotium and Xanthan Gum	-	0.70	rheology modifier
B	Aqua	-	74.90	solvent
B	PEG-6 Caprylic/Caprylic Triglycerides	ROKAcet CC6	6.00	surfactant
B	Allantoin	-	0.20	active
B	Betaine	-	0.20	active
B	Sorbitol	-	0.20	active
C	Cetearyl Alcohol	EXOalc 1618 FLAKES	7.00	emulsion stabilizer
C	Ceteareth-20	ROKAnol T20 FLAKES	3.00	emulsifier
D	C12-15 Alkyl Benzoate	EXOsoft AB25	3.00	emollient
D	Tocopherol	-	0.60	active
D	Phenoxyethanol, Ethylhexylglycerin	-	0.60	preservative
D	Sodium Polyacrylate	-	0.30	rheology modifier
D	Parfum	-	0.20	fragrance
D	Tetrasodium Glutamate Diacetate	-	0.10	chelators

APPEARANCE visual method
pH

white emulsion
5.0 – 6.0



PROCEDURE

1. In a beaker mix Sclerotium and Xanthan Gum with Glycerin (phase A).
2. In other beaker combine phase B. Mix and heat up to 60 – 70°C. Add phase B to phase A.
3. In main vessel mix phase C and heat up to 60 – 70 °C.
4. Add phase A and B to phase C and homogenize with 2500 – 3500RPM, 90 – 120sec. Cool the batch down to 40°C while mixing.
5. Mix Sodium Polyacrylate with EXOsoft AB25. Add rest phase D and mix.
6. Add phase D to main beaker, mix and homogenize with 2500 – 3500RPM, 90 – 120 sec.

Moisturizing micellar liquid

Phase	INCI name	Brand name	Concentration [%]	Function
A	Aqua	-	90.70	solvent
A	PEG-6 Caprylic/Capric Glycerides	ROKAcet CC6	4.00	surfactant
A	Trideceth-9 (and) PEG-40 Hydrogenated Castor Oil (and) Aqua	EXOcare HTW1	1.00	solubilizer
A	Glycerin	-	1.00	solvent
A	Aloe Barbadensis Leaf Extract	-	0.50	active
A	Cucumis Sativus Fruit Extract	-	0.50	active
A	Anthemis Nobilis Flower Extract	-	0.50	active
A	Panthenol	-	0.50	active
A	Phenoxyethanol, Ethylhexylglycerin	-	0.50	preservative
A	Parfum	-	0.40	fragrance
A	Potassium Sorbate	-	0.30	preservative
A	Tetrasodium Glutamate Diacetate	-	0.10	chelators

APPEARANCE visual method
pH

transparent liquid
4.8 – 5.0



PROCEDURE

1. In main beaker combine ingredients and mix.
2. Check pH, if necessary add Citric Acid to 4.8 – 5.0.

www.products.pcc.eu



pcc
Exol